

Programme for Tuesday Morning Art Workshops in 2009

Notes:

- Classes will be held on Tuesday mornings from 9 until about 12 at my studio in Egg.
- Costs include all materials and coffee/tea. Payment in cash on the day of the workshop is preferred, but I can also give you a paying-in slip for a bank transfer.
- A class needs at least 4 people to run and the maximum number is 8 (but may be less depending on the class).
- **Please avoid cancelling once you have booked – unless there is a waiting list or you can find someone to take your place, there is a 50% cancellation charge when you cancel less than two weeks ahead.**
- Please wear old clothes and shoes – especially for acrylic workshops as acrylic paint doesn't come off once it has dried! I have a collection of old shirts you can borrow.
- If you don't manage to finish the work during the workshop, you can come and finish it off at a Monday, Tuesday evening or Thursday studio session at no extra charge.

Please pass this information on to anyone who might be interested and, of course, contact me if you need more information.

Thank you,




Bridget Wilkin





Art Workshops
First Floor
Gewerbstrasse 9
8132 Egg




079 221 5878

www.bridgetwilkinart.com

contact@bridgetwilkinart.com

Date	Subject	Examples	Description	Price
Sep 15	Watercolour: Fruit		Learn watercolour techniques while painting a selection of different fruits. Have a go at pomegranates, grapes, bananas, apples, pineapples, kiwis, etc.	CHF 70
Sep 22 & 29 (double session workshop)	Acrylic painting		Choose a picture to copy or come up with your own design and create a 30 x 30 cm masterpiece on canvas. (Left, paintings by Andrea Behrends and Sally Dicken)	CHF 160
Oct 6	Watercolour: Vegetables		Learn watercolour techniques while painting a selection of different vegetables. Onions, peppers, artichokes, red cabbage, garlic, ginger, etc all make fascinating subjects	CHF 70

Oct 27	Create your own woodblock print		I'll teach you how to cut a simple design into wood and then you can experiment with printing multiple copies of your design onto different types of paper.	CHF 70
Nov 3	Watercolour: Leaves		More practice with watercolour, this time with a selection of autumn leaves.	CHF 70
Nov 10	Watercolour: greeting cards		Paint a design suitable for a greeting card and have your cards printed professionally from a photo of the painting.	CHF100 (includes professional printing of 9 cards and envelopes)
Nov 17	Washi gifts/eggs		<p>Make trinket boxes using special kits from Japan and cover them with your choice of Japanese washi paper or learn to cover blown eggs with paper to make Christmas tree ornaments.</p> <p>Left, eggs by Janice Starkey</p>	CHF 60 for eggs CHF 75 plus the cost of the kit (starting from CHF 25) for the boxes

Nov 24	Printed cards		<p>Make 20 cards for the holiday season: create your own design on a printing block and then print off multiple copies. Price includes all materials including cards and envelopes.</p>	CHF 85
Dec 1 & 8 (double session workshop)	Acrylic on rough canvas		<p>We'll use rough brown linen canvas, very liquid acrylic paints and tissue paper collage to create abstract and semi-abstract paintings.</p> <p>Left, detail from a painting by Carola Erlandsen</p>	CHF 160
Dec 15	Washi gifts/eggs		<p>Make trinket boxes using special kits from Japan and cover them with your choice of Japanese washi paper or learn to cover blown eggs with paper to make Christmas tree ornaments.</p> <p>Left, boxes by Dana Bookey</p>	CHF 60 for eggs CHF 75 plus the cost of the kit (starting from CHF 25) for the boxes